

## GM-CDL Stainless Steel 316 Compression D Latch

### Features

- Watertight
- Handle can be nested in either latched or unlatched position
- Ideal for gasketed hatches
- Red dot on the handle indicates unlatched status and allows quick access
- Heavy duty 3/8" pawl shaft

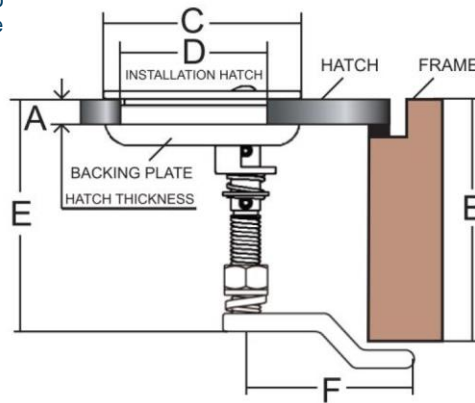
### Material

- Stainless steel 316

### Notes


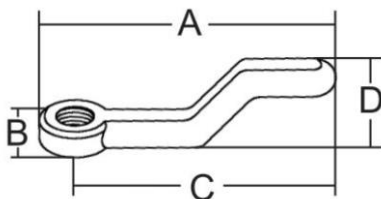
- Installation screws (size #8)
- Plastic washers for screws to prevent water penetration are included

Pawl: J021404-2



Part No.	Shape	Pawl	Type	A	B	C	D	E	F
GM-CDL-A407960	Square	J021404-2	Non-Locking	4	28 ~ 76	64	51	73	54
GM-CDL-A407960-3		No			-				-
GM-CDL-A407962		J021404-2	Locking		28 ~ 76				54
GM-CDL-A407962-3		No			-				-
GM-CDL-A407970	Round	J021404-2	Non-Locking	28 ~ 76	54				
GM-CDL-A407970-3		No		-	-				
GM-CDL-A407972		J021404-2	Locking	28 ~ 76	54				
GM-CDL-A407972-3		No		-	-				

### Optional Pawls



Part No.	A	B	C	D
J021404-2	62	6	54	18
J221840	59		51	-
J221842	40		32	-